


Paper Plate Fish

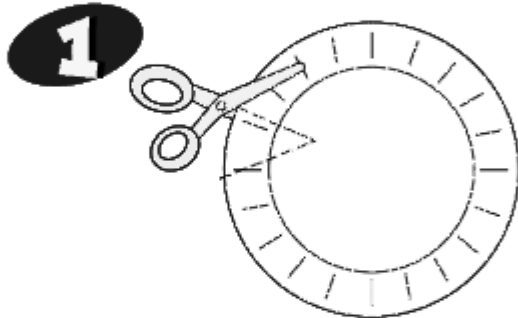


Materials

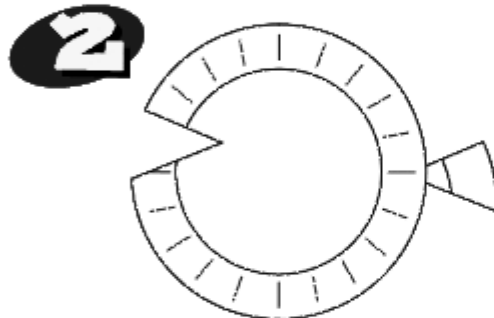
- paper plate
- scissors (parental supervision advised)
- glue or stapler
- construction
- crayons or marker



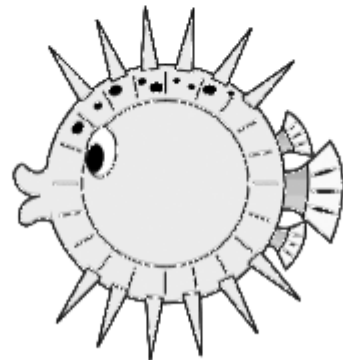


Directions



1 Cut triangle from one side of paper plate.



2 Glue or staple triangle to opposite side of plate.



3 Color plate with crayons or markers. Add fins by cutting out shapes of colored paper. Use your imagination to create a whole school of fish!